

# Perimeter and Facility Access Hardware



**KABA®**

# ILCO Offers Premium Security

In today's challenging world, having a building that is safe and secure is essential. ILCO, a global leader in developing and manufacturing state-of-the-art access management solutions, offers a full range of systems designed for securing high traffic access areas anywhere around the property.



**Exit Device**

The following solutions can integrate seamlessly with any existing ILCO system installation. There are no additional encoding steps for hotel guest or staff keycards to work with them.

## **Exit Device Operators**

Available with a rim panic bar or with adapter plates to numerous rim, mortise, vertical rod and concealed vertical rod panic bars, the exit device operators match the design of the hotel's guest room locks and offer the same security features. Ideal for conference rooms, entrances and exits and any other doors equipped with panic bars.

## **Remote Access Controllers (RAC)**

When a user presents their card to the reader, the controller grants or denies access according to the card holders privileges. It is ideal for elevators, parking gates, glass doors, or any door equipped with an electric strike or electromagnetic lock.

## **Oracode 660**

Oracode 660 is an electronic pushbutton lock that grants access through a time-sensitive code. Codes can be provided to the user in advance. It provides event managers with better control over conference rooms. Oracode 660 is available in an optional mechanical key override version.

## **E-Plex 2000**

The E-Plex 2000 lock combines the strength, simplicity, and reliability of Kaba's industry leading Simplex pushbutton locks. PIN access eliminates the cost and problems of issuing and managing keys. It is ideal for back-of-house areas such as store rooms, offices, and any door equipped with a cylindrical latch.

# Exit Device Operators

Combined with any ILCO exit device operator, this super-heavy-duty rim panic bar is ideal for use on all types of single and double doors with mullions. The mounting plate and strike locator system ensures the easiest and most accurate installation of panic hardware available.



## Features

- Patented mounting plate and strike locator system replaces paper templates
- Stainless steel deadlocking, Pullman-type latch bolt
- Tested beyond 1,000,000 cycles - twice the cycling required for Grade 1 UL testing
- All exposed surfaces are finished over stainless steel with PVD
- Heavy-duty angled end-cap deflects damage away from device
- Non-handed
- Door types: wood, hollow metal, fiberglass, or aluminum
- Door requirements: fits standard 1" to 2" door thicknesses
- Minimum stile: 45/8" with standard strike
- Standard finishes: Satin Chrome (626) Satin Brass (606)

## Benefits

- Tough and durable design for years of trouble-free service in high-use environments
- Fast and accurate installation
- Minimal door prep saves time and money

## Available exit device operators



# Remote Access Controllers (RAC)

The remote access controller (RAC) controls special access points, such as elevators, parking entrances, or any door with an electric strike or electronic lock. Magstripe readers (insert or swipe) and contactless readers (for 790) are available.

The RAC is available in two options: the RAC 4 (a low cost, simple solution) and the RAC 4XT (an extendable total access control solution).



## Standard Features

- Fire alarm panel interface
- Power supply in the controller panel
- Programmable access time delay from 1 second to 2 minutes
- Distance from card reader to controller box up to 492 feet (150 meters)
- Audit memory of last 2000 transactions
- Auto-Lock/Unlock Time Zone, Guest Time Zone, and Staff Time Zone
- Single relay for individual doors

## Optional Features

- Tamper protected panels
- Panel status indicators - AC power, battery status
- Rechargeable battery back up option, four hours stand-by, fully powered
- Eight (8) relay outputs for elevator applications
- Dual reader option for egress/ingress access control
- Remote programming interface

## Certifications

- Certified to the UL294 standard
- Certified to the CSA 22.2 No. 205 standard
- Interfaces with fire panels meeting NFPA 101 fire access alarm standard
- Meets FCC and CE requirements



# RAC Accessories and Hardware

## Narrow Style Exit Device

Equipped with heavy duty lever arms and a contoured cross bar, the narrow style exit device allows manual egress when a door is equipped with an electric strike.



## Electric Strike

The electric strike is designed to release the door locking mechanism when electrical power is applied. Mortise and rim versions are available.

Holding force: 1,000 lbs



## Electro-Magnetic Lock

Ilco offers an electro-magnetic locking device for perimeter doors. This locking unit provides over 1200 pounds of locking force when activated. It is available in single or double magnet configurations.

Holding force: 1,200 lbs



## Motion Detector

When approaching the door, the motion detector will automatically unlock, allowing entry or exit.



## Exit Button

The exit button is used for manual egress and works in conjunction with other types of entry/exit devices.



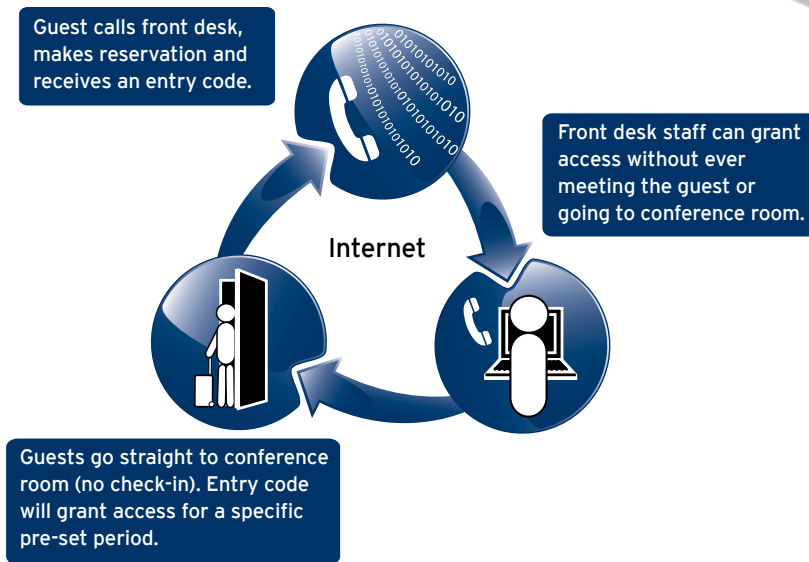
## Push Bar

The push bar is ideally suited to allow manual egress of electro-magnetic locks, remote alarms, and other security devices.



# Oracode 660 for Conference rooms

The Oracode 660 is an electronic pushbutton lock that grants access through a time-sensitive code, that can be given to conference attendees. It provides event managers with better control over conference rooms.



---

# The E-Plex 2000

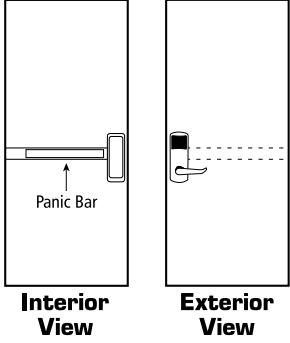
Ideal for offices and store rooms, the E-Plex 2000 replaces a mechanical cylindrical lockset and offers the enhanced security and convenience of electronic access control. PIN access eliminates the cost and problems of issuing and managing keys.

- 100 access codes - including user and service levels
- Cylindrical latch
- Simple to install and maintain
- Easy to manage - no software required
- Key override available

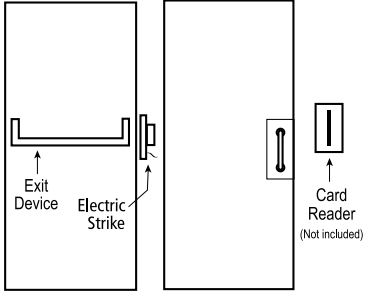
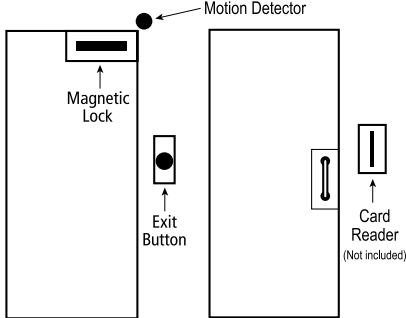


# Possible Hardware Configurations

## Exit Device Operators

|   |  |
|---|--|
|  <p><b>Interior View</b></p> <p><b>Exterior View</b></p> | <p><b>COMPONENTS:</b></p> <p>ILCO exit device operator (choose the model to match the look of the guest room locks)</p> <p>Adaptor plate panic bar*</p> <p>* ILCO can supply the exit device operators in a kit with a rim panic bar or only with the adaptor plate to fit the existing door hardware. Refer to the catalog for the compatible rim, mortise, vertical rod and concealed vertical rod panic bars.</p> |
|---|--|

## RAC Door Hardware Kits for Single Doors

|   |  |
|---|--|
| <p><b>Door Hardware Kit #1</b><br/>Electric Strike</p>  |  |
|  <p><b>Interior View</b></p> <p><b>Exterior View</b></p> | <p><b>COMPONENTS:</b></p> <p>One narrow style exit device</p> <p>One push bar</p> <p>One electric strike</p> |
| <p><b>Door Hardware Kit #2</b><br/>Electro-magnetic Lock with Motion Detector and Exit Button</p>   |  |
|  <p><b>Interior View</b></p> <p><b>Exterior View</b></p> | <p><b>COMPONENTS:</b></p> <p>One electro-magnetic lock</p> <p>One exit button</p> <p>One motion detector</p> |

## RAC Door Hardware Kit for Double Doors (Single Door Active)

|  |  |  |
|--|--|--|
| <b>Door Hardware Kit #3</b><br>Electro-magnetic Lock with Push Bar |  |  |
| <p><b>Interior View</b>      <b>Exterior View</b></p>              | <b>COMPONENTS:</b><br>One electro-magnetic lock<br>One push bar<br>One door loop |  |

## RAC Door Hardware Kit for Double Doors (Both Doors Active)

|   |  |  |
|---|--|--|
| <b>Door Hardware Kit #4</b><br>Electro-magnetic Lock with Push Bars                       |  |  |
| <p><b>Interior View</b>      <b>Exterior View</b></p>                                     | <b>COMPONENTS:</b><br>Two electro-magnetic locks<br>Two push bars<br>Two door loops        |  |
| <b>Door Hardware Kit #5</b><br>Electro-magnetic Lock with Motion Detector and Exit Button |  |  |
| <p><b>Interior Side</b>      <b>Exterior Side</b></p>                                     | <b>COMPONENTS:</b><br>Two electro-magnetic locks<br>One motion detector<br>One exit button |  |

**KABA®**

Kaba Ilco Inc.  
7301 Boul. Décarie  
Montréal (QC) H4P 2G7  
T.: 1.877.468.3555  
F.: 1.514.735.6589

[www.ilcolodging.com](http://www.ilcolodging.com)  
M3535\_06\_09 ac

