



770 Lock Specifications Sheet

TABLE OF CONTENTS

- 2 Lock Overview
- 3 Lock Functions
- 4 Lock Dimension
- 4 Mechanical Features
- 5 Certification & Testing
- 5 Lock Operation
- 6 Mortises, face plates and strikes
- 7 Available Levers and mounting
- 7 Finishes

LOCK OVERVIEW

The 770 Series door lock installs quickly in place and is available in cylindrical, standard mortise (ASM) or slim mortise (ESM) versions. Each lock maintains an audit trail to create user accountability.

The 770 door locks provide emergency access through a choice of mechanical key (fixed or recodable), plus an electronic override and an emergency keycard. Egress is by interior handle and is free at all times.

The ASM mortise version features a 25 mm solid metal deadbolt activated by an inside thumbturn (or with optional auto deadbolt), ADA (Americans with Disabilities Act) compliant levers, and audible and visible feedback. The attractive and robust design of the lock compliments any decor and is a perfect System 700 retrofit lock.

The 770 door lock can also be protected by our Supreme finish, which is ideal for ocean front applications.



Applications

- Suitable for small to very large hotels, with no limit on the number of locks
- Easily replaces existing mechanical or electronic door locks throughout a facility
- Access control for guest rooms and facilities, as well as back-of-the-house

Security Features

- Vandalism and attack resistant
- 25.4 mm solid deadbolt (optional auto deadbolt) ASM has a solid zinc deadbolt with hardened steel do-wel pin
- Emergency access: Emergency keycard, mechanical key (fixed or recodable), electronic override, or drill point
- Override options:
 - Electronic Override (Standard): The electronic override is performed by using the Maintenance Unit (FDU or M-Unit for ATLAS) and the programming module and has full audit trail capability
 - Mechanical Key Override: Concealed, Lori cylinder with reversed lockwood 1004A keyway
 - Mechanical Recodable: Concealed; recodable cylinder using 3 separate keys.

Product Benefits

- Refined finishes and lock design compliments your existing decor
- Supreme finish is ideal for ocean front applications
- Easy and economical upgrade from System 700
- Added security with electronic override. Records authorization number, date and time.
- Only 3 AA batteries
- User friendly for physically impaired guests & staff
- ADA thumbturn Adapter available for Disability rooms
- Completely field reversible
- An instructional video is available to assist with installation
- All electronics and batteries are located in the outside housing to ensure easy battery replacement without disturbing guests
- Can read keycard encoded in either Kaba Ilco proprietary format or Standard ISO for track 3 (thrift)

Low Maintenance

- Operates with keycard in insert motion in open reader slot so foreign objects are easily removed
- Batteries last for up to 50,000 openings or approximately 2 to 3 years
- Low battery indicator alerts staff
- Lock programming and audit are not erased during battery replacement
- Wear resistant construction and finish
- Upgradeable lock software on-site

Card and Accessories

- Off-the-shelf magnetic stripe keycards
- Custom printed keycards advertise your establishment or related services (including embossed keycards)
- Cleaning cards



LOCK FUNCTIONS



Hotel Lock

These locks remain permanently in locked mode, and for higher security a 1" deadbolt comes standard.

This is suitable for applications where the person in the locked area needs added protection, such as a hotel room or private office. ANSI equivalent functions: Hotel Guest Lock (F15).

Office Lock

These locks can operate in locked mode or passage mode. The mode can be changed manually using the thumbturn. They are suitable for doors such as offices where security is required whenever the occupant is away, along with the option of passage mode when the occupant is present. ANSI equivalent functions: Entry Lock (F04), Front Door Lock (F08), Apartment Corridor Door Lock (F10), Room Door Lock (F21).

Storeroom Lock

These locks remain permanently in locked mode and lock each time the door is closed. There is no deadbolt. They are suitable for storage area doors or utility closets where constant security is required. Exiting from inside the room (Egress) is possible by turning the handle. ANSI equivalent functions: Storeroom or Closet (F07).

Shabbat Lock

These locks are similar to the hotel lock with the exception that on the Shabbat, a different key for each room can be given to the guest so the access to the room is done totally in a mechanical way. There is no lever or mechanical override switch used in this lock.

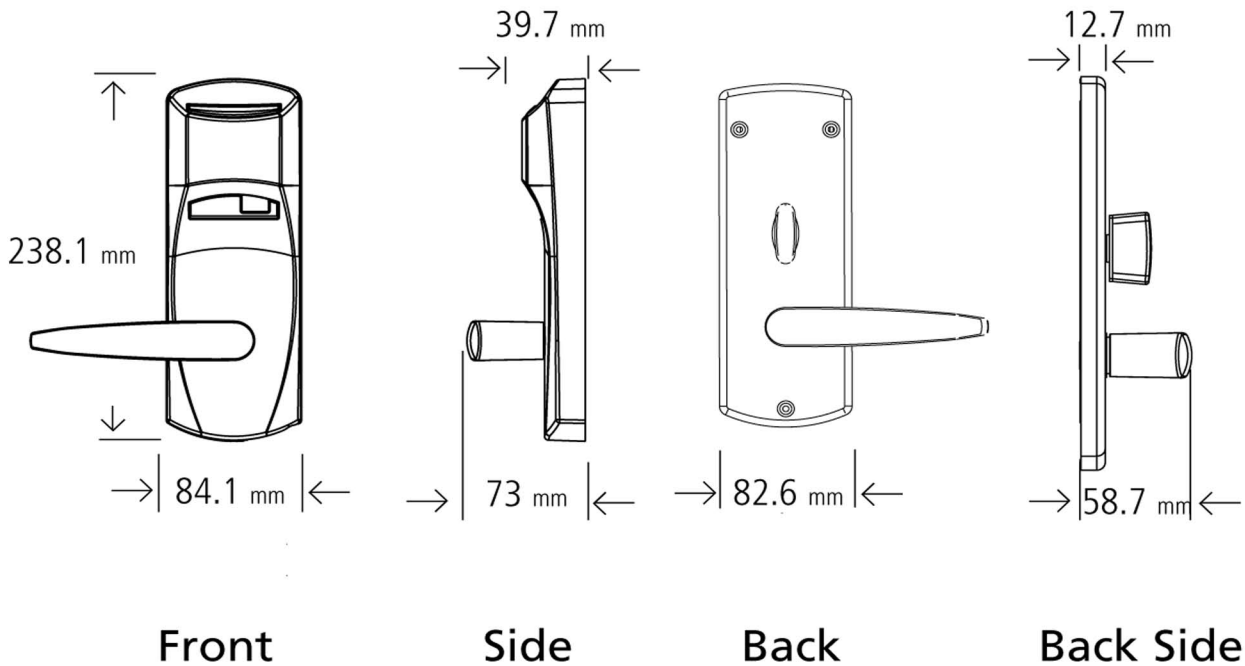
Remote Access and Controller

A card reader and a controller are used for controlling access in elevators, garages or main doors. The controller interfaces with an elevator controller, gate controller, electro-magnetic lock, electric strike, exit button or panic bar. The controller mode (passage or locked) can be changed manually (swipe or insert card).

Auto Deadbolt Option

The deadbolt is automatically projected every time the door is closed. Guest privacy is activated with the thumbturn knob.

LOCK DIMENSIONS



MECHANICAL FEATURES

Description:	Heavy duty electronic lockset (mortise or cylindrical) with clutch mechanism and built-in magnetic stripe card reader						
Handing:	Left or Right factory handed mortise, field reversible handing (lever and mortise)						
Lever:	ADA compliant, outside lever free to rotate upward and downward in locked mode Lever clearance (space from lever to door): <table border="0" style="width: 100%;"> <tr> <td style="text-align: center;"><u>Long Lever</u></td> <td style="text-align: center;"><u>Short Lever</u></td> </tr> <tr> <td style="text-align: center;">770 = 2.3mm</td> <td style="text-align: center;">770 = 43.75mm</td> </tr> <tr> <td style="text-align: center;">770K = 2.3mm</td> <td style="text-align: center;">770K = 50mm</td> </tr> </table>	<u>Long Lever</u>	<u>Short Lever</u>	770 = 2.3mm	770 = 43.75mm	770K = 2.3mm	770K = 50mm
<u>Long Lever</u>	<u>Short Lever</u>						
770 = 2.3mm	770 = 43.75mm						
770K = 2.3mm	770K = 50mm						
Deadbolt:	25 mm (for ASM Mortise) or 21.4 mm (for ESM Mortise) solid metal, projected by inside thumbturn and retracted with the latch by the interior handle, emergency override or specific staff keycards. Optional auto deadbolt available.						
Dimensions:	Door thickness from 35mm to 66mm ;Lever return within 12.7 mm of door						
Shipping weight:	3.8 kg (8.5 lbs)						
Housing construction:	Cast zinc alloy (outside housing, levers and thumbturn), Stainless Steel inside housing						
Standard finishes:	Satin Chrome, Satin Brass, and optional Ocean-Front finish						
Standard backset:	70mm backset; 60mm backset is also available for cylindrical lock						

CERTIFICATION & TESTING

<u>Accessibility standard:</u>	ADA compliant lever handles
<u>Fire rating:</u>	Meets UL 10C and ULC S-104, on fire door rated up to and including 3 hours (Applies also to a System 700 retrofit). Does not meet UL for cylindrical 60 mm backset
<u>Electronics:</u>	FCC Part 15 Class A and CE directive 89/336/EEC compliant ROHS Compliant
<u>Durability:</u>	Meet requirements of ANSI/BHMA A156.25 electrified locks (Grade 1) For dust, rain, humidity and salt spray corrosion tests.
<u>Operating Conditions:</u>	Environmental 0°C to 66°C for inside housing 0% to 85% non-condensing humidity at 30°C -35°C to 66°C for outside housing
<u>Warranty:</u>	2 years



LOCK OPERATION

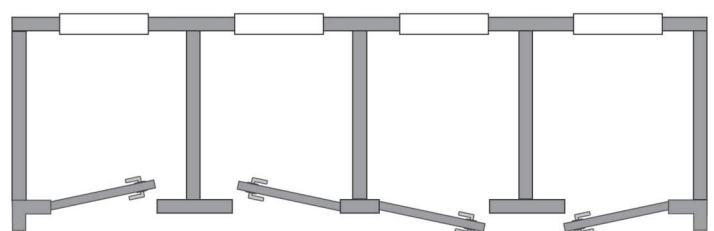
<u>Date/time stamp:</u>	Real time; date and hours/minutes
<u>Programming and Audit trail downloading:</u>	FDU with communication cables or M-Unit for ATLAS with IPM.
<u>Pre-registered keycards:</u>	Up to 10 days in advance
<u>Keycard expiry:</u>	From 1 hour to 7 years, depending on type and setup
<u>Passage mode:</u>	Set by authorized keycard
<u>Lockout mode:</u>	Set by authorized keycard
<u>Keycards accepted</u>	Low coercivity Track 1, 2 or 3 magnetic stripe cards that complies with ISO dimensional specifications. Hi-coercivity (2700 oresteds) also possible.
<u>Feedback:</u>	"Dual sensory" audible and visible indicators
<u>Diagnostics:</u>	Built-in battery voltage meter and lock version display
<u>Audit memory:</u>	Last 200 transactions
<u>Disability Feature:</u>	Extended unlock time (4 seconds standard, 15 seconds for disability)
<u>Privacy override:</u>	By Guest Keycard user, selectable

MORTISE, FACE PLATES & STRIKES

	ESM (European)		ASM (American)				Cylindrical
Description	20 mm mortise with 21,4 mm deadbolt		25 mm mortise 25 mm deadbolt	25 mm ADB mortise with 25 mm deadbolt	32 mm mortise with 25 mm deadbolt	32 mm ADB mortise with 25 mm deadbolt	13 mm cylindrical latch
Backset	70 mm		70 mm	70 mm	70 mm	70 mm	70 mm or 60 mm
Door Thickness <i>For thicker doors, thick kit available on request with upcharge</i>	35 mm to 63 mm		35 mm to 63 mm	35 mm to 63 mm	41 mm to 63 mm	41 mm to 63 mm	35 mm to 63 mm
Reversible RH<->LH	Yes		Yes	Yes	Yes	Yes	Yes
Dimensions							
Face plate type	Square	Radius	Square	Square	Square	Square	Square
Face Plate Dimensions							
Strike Dimensions							

DOOR HANDING

No required : All locks are completely reversible






L-Left Hand

R-Right Hand

X - Left Hand Reverse (same as LHR or LR)

X - Right Hand Reverse (same as RHR or RR)

AVAILABLE LEVERS & MOUNTING

	ESM	ASM	Cylindrical
Long levers (Front / Back) 	Yes	Yes	Yes
Short Levers (Front / Back) 	Yes	Yes	Yes
Long levers, inside at 45° 	Yes	Yes	No
Short Levers, inside at 45° 	Yes	Yes	No

FINISHES

Finish name		Satin Chrome	Satin Brass	Supreme Satin Chrome
Finish code		626	606	827
Applications	Indoor <i>Regular hotel application</i>	Yes	Yes	Yes
	Outdoor <i>Any lock installed outdoor requires a Gasket</i>	Yes	Yes	Yes
	Ocean Front <i>Any Exterior location within 5 km (3 miles) from Ocean and/or High humidity/pollution area</i>	No	No	Yes
Lock Components	Front Lock Housing	626	606	827
	Medallion (where applicable)	626	606	827
	Outside Lever	626	606	827
	Inside Trim, Lever, Turn Knob	626	606	626
	Mortise Faceplate	626	606	626
	Strike Kit (Standard Strikes)	626	606	626

The KABA logo is displayed in a bold, stylized, sans-serif font. The letters are dark blue with a white outline, giving it a three-dimensional appearance. A registered trademark symbol (®) is located to the upper right of the letter 'A'.

Kaba-Saflok EMEA
3 rue Descartes
ZAC de la Ferme des Roses
78320 Le Mesnil Saint Denis - France
Tel +33 130 130 404
Fax +33 130 130 405
www.kaba-saflok.com